



Product certificate K40834/05

Issued 2019-07-15

Replaces K40834/04

Page 1 of 7

Metal Press fittings Stainless steel - InoxPRES®

STATEMENT BY KIWA

With this product certificate, issued in accordance with the Kiwa Regulations for Certification, Kiwa declares that legitimate confidence exists that the products supplied by

Raccorderie Metalliche S.p.A.

as specified in this product certificate and marked with the Kiwa®-mark in the manner as indicated in this product certificate may, on delivery, be relied upon to comply with Kiwa evaluation guideline BRL-K774/06 "Compression fittings to tighten with matching clamping device", dated 01-02-2012.

Ronald Karel
Kiwa

Publication of this certificate is allowed.

Advice: consult www.kiwa.nl in order to ensure that this certificate is still valid.

CERTIFICATE

286180711

Kiwa Nederland B.V.

Sir Winston Churchillaan 273
Postbus 70
2280 AB RIJSWIJK
The Netherlands
Tel. +31 88 998 44 00
Fax +31 88 998 44 20
info@kiwa.nl
www.kiwa.nl

Company

Raccorderie Metalliche S.p.A.
Strada Sabbionetana 59
46010 CAMPITELLO DI M. (MN)
Italy
Telephone +39 (0) 376 96001
Telefax +39 (0) 376 96422
<http://www.racmet.com>



Certification process
consists of initial and
regular assessment of:

- quality system
- product

Metal Press fittings Stainless steel - InoxPRES®

PRODUCT SPECIFICATION

GENERAL

Stainless press fittings according to evaluation guideline BRL-K774 "press fittings to be tightened with dedicated compression tools"

DETAILED SPECIFICATION

TIG welded stainless press fittings in the dimensions 15mm to 108mm of EN 1.4404 (AISI 316L). This includes a complete range of fittings, bends and adapters as recommended in BRL-K774. Piping assemblies can be built in conjunction with InoxPRES stainless steel tubes according to BRL-K762.

INOXPRES

Tube

116015200	TUBO INOX 316L 15x1 x6000
116018200	TUBO INOX 316L 18x1 x6000
116022200	TUBO INOX 316L 22x1,2x6000
116028200	TUBO INOX 316L 28x1,2x6000
116035200	TUBO INOX 316L 35x1,5x6000
116042200	TUBO INOX 316L 42x1,5x6000
116054200	TUBO INOX 316L 54x1,5x6000
116076200	TUBO INOX 316L 76,1x2x6000
116088200	TUBO INOX 316L 88,9x2x6000
116108200	TUBO INOX 316L 108x2x6000
116015030	TUBO INOX 444 15x1x6000CR FE
116018030	TUBO INOX 444 18x1x6000CR FE
116022030	TUBO INOX 444 22x1,2x6000CR FE
116028030	TUBO INOX 444 28x1,2x6000CR FE
116035030	TUBO INOX 444 35x1,5x6000CR FE
116042030	TUBO INOX 444 42x1,5x6000CR FE
116054030	TUBO INOX 444 54x1,5x6000CR FE
116015200	TUBO INOX 316L 15x1 x6000
116018200	TUBO INOX 316L 18x1 x6000

Elbow 45°

181015450	CURVE 45' FF DIAM. 15
181018450	CURVE 45' FF DIAM. 18
181022450	CURVE 45' FF DIAM. 22
181028450	CURVE 45' FF DIAM. 28
181035450	CURVE 45' FF DIAM. 35
181042450	CURVE 45' FF DIAM. 42
181054450	CURVE 45' FF DIAM. 54
181076450	CURVE 45' FF DIAM. 76,1
181088450	CURVE 45' FF DIAM. 88,9
181108450	CURVE 45' FF DIAM. 108
181015451	CURVE 45' MF DIAM. 15
181018451	CURVE 45' MF DIAM. 18
181022451	CURVE 45' MF DIAM. 22
181028451	CURVE 45' MF DIAM. 28
181035451	CURVE 45' MF DIAM. 35
181042451	CURVE 45' MF DIAM. 42
181054451	CURVE 45' MF DIAM. 54
181076451	CURVE 45' MF DIAM. 76,1
181088451	CURVE 45' MF DIAM. 88,9
181108451	CURVE 45' MF DIAM. 108

197102015	GOMITO MISTO 90' MF 1/2 X 15
197102018	GOMITO MISTO 90' MF 1/2 X 18
197102022	GOMITO MISTO 90' MF 1/2 X 22
197304022	GOMITO MISTO 90' MF 3/4 X 22
197100028	GOMITO MISTO 90' MF 1" X 28
197114035	GOMITO MISTO 90' MF 1"1/4 X 35
197112042	GOMITO MISTO 90' MF 1"1/2 X 42
197200054	GOMITO MISTO 90' MF 2" X 54
198102015	GOMITO MISTO 90' FF 1/2 X 15
198304015	GOMITO MISTO 90' FF 3/4 X 15
198102018	GOMITO MISTO 90' FF 1/2 X 18
198102022	GOMITO MISTO 90' FF 1/2 X 22
198304022	GOMITO MISTO 90' FF 3/4 X 22
198102028	GOMITO MISTO 90' FF 1/2 X 28
198100028	GOMITO MISTO 90' FF 1" X 28
198114035	GOMITO MISTO 90' FF 1"1/4 X 35
197102015	GOMITO MISTO 90' MF 1/2 X 15
197102018	GOMITO MISTO 90' MF 1/2 X 18
197102022	GOMITO MISTO 90' MF 1/2 X 22
197304022	GOMITO MISTO 90' MF 3/4 X 22
197100028	GOMITO MISTO 90' MF 1" X 28
197114035	GOMITO MISTO 90' MF 1"1/4 X 35

181015900	CURVE 90' FF DIAM. 15
181018900	CURVE 90' FF DIAM. 18
181022900	CURVE 90' FF DIAM. 22
181028900	CURVE 90' FF DIAM. 28
181035900	CURVE 90' FF DIAM. 35
181042900	CURVE 90' FF DIAM. 42
181054900	CURVE 90' FF DIAM. 54
181076900	CURVE 90' FF DIAM. 76,1
181088900	CURVE 90' FF DIAM. 88,9
181108900	CURVE 90' FF DIAM. 108
181015901	CURVE 90' MF DIAM. 15
181018901	CURVE 90' MF DIAM. 18
181022901	CURVE 90' MF DIAM. 22
181028901	CURVE 90' MF DIAM. 28
181035901	CURVE 90' MF DIAM. 35
181042901	CURVE 90' MF DIAM. 42

Curve 90°

186102015	CURVE 90' FIL.MASCHIO 1/2x15
186102018	CURVE 90' FIL.MASCHIO 1/2x18
186304022	CURVE 90' FIL.MASCHIO 3/4x22
186100028	CURVE 90' FIL.MASCHIO 1" x28
186100035	CURVE 90' FIL.MASCHIO 1"X 35

Tee equal

182015000	TEE NORMALI DIAM. 15
182018000	TEE NORMALI DIAM. 18
182022000	TEE NORMALI DIAM. 22
182028000	TEE NORMALI DIAM. 28
182035000	TEE NORMALI DIAM. 35

Metal Press fittings Stainless steel - InoxPRES®

186114035	CURVE 90' FIL.MASCHIO 1"1/4X35	182042000	TEE NORMALI DIAM. 42
186114042	CURVE 90' FIL.MASCHIO 1"1/4X42	182054000	TEE NORMALI DIAM. 54
186112042	CURVE 90' FIL.MASCHIO 1"1/2X42	182076000	TEE NORMALI DIAM. 76,1
186200054	CURVE 90' FIL.MASCHIO 2" x54	182088000	TEE NORMALI DIAM. 88,9
186102015	CURVE 90' FIL.MASCHIO 1/2x15	182108000	TEE NORMALI DIAM. 108
186102018	CURVE 90' FIL.MASCHIO 1/2x18	182015000	TEE NORMALI DIAM. 15
186304022	CURVE 90' FIL.MASCHIO 3/4x22	182018000	TEE NORMALI DIAM. 18
186100028	CURVE 90' FIL.MASCHIO 1" x28	182022000	TEE NORMALI DIAM. 22
186100035	CURVE 90' FIL.MASCHIO 1"X 35	182028000	TEE NORMALI DIAM. 28
186114035	CURVE 90' FIL.MASCHIO 1"1/4X35	182035000	TEE NORMALI DIAM. 35
186114042	CURVE 90' FIL.MASCHIO 1"1/4X42	182042000	TEE NORMALI DIAM. 42
186112042	CURVE 90' FIL.MASCHIO 1"1/2X42	182054000	TEE NORMALI DIAM. 54
186200054	CURVE 90' FIL.MASCHIO 2" x54	182076000	TEE NORMALI DIAM. 76,1
		182088000	TEE NORMALI DIAM. 88,9

Tee

189102015	TEE C/DERIV. FF 1/2X 15
189102018	TEE C/DERIV. FF 1/2X 18
189304018	TEE C/DERIV. FF 3/4X 18
189102022	TEE C/DERIV. FF 1/2X 22
189304022	TEE C/DERIV. FF 3/4X 22
189102028	TEE C/DERIV. FF 1/2X 28
189304028	TEE C/DERIV. FF 3/4X 28
189100028	TEE C/DERIV. FF 1" X 28
189102035	TEE C/DERIV. FF 1/2X 35
189304035	TEE C/DERIV. FF 3/4X 35
189100035	TEE C/DERIV. FF 1" X 35
189102042	TEE C/DERIV. FF 1/2X 42
189304042	TEE C/DERIV. FF 3/4X 42
189102054	TEE C/DERIV. FF 1/2X 54
189304054	TEE C/DERIV. FF 3/4X 54
189200054	TEE C/DERIV. FF 2" X 54
189304076	TEE C/DERIV. FF 3/4X 76,1
189200076	TEE C/DERIV. FF 2" X 76,1
189304088	TEE C/DERIV. FF 3/4X 88,9
189200088	TEE C/DERIV. FF 2" X 88,9
189304108	TEE C/DERIV. FF 3/4X108
189200108	TEE C/DERIV. FF 2" X108
189102015M	TEE C/DERIV. MF 1/2X 15

183015000	MANICOTTI C/BATTUTA DIAM. 15
183018000	MANICOTTI C/BATTUTA DIAM. 18
183022000	MANICOTTI C/BATTUTA DIAM. 22
183028000	MANICOTTI C/BATTUTA DIAM. 28
183035000	MANICOTTI C/BATTUTA DIAM. 35
183042000	MANICOTTI C/BATTUTA DIAM. 42

183054000	MANICOTTI C/BATTUTA DIAM. 54
183076000	MANICOTTI C/BATTUTA DIAM. 76,1
183088000	MANICOTTI C/BATTUTA DIAM. 88,9
183015001	MANICOTTI PASSANTI DIAM. 15
183018001	MANICOTTI PASSANTI DIAM. 18
183022001	MANICOTTI PASSANTI DIAM. 22
183028001	MANICOTTI PASSANTI DIAM. 28
183035001	MANICOTTI PASSANTI DIAM. 35
183042001	MANICOTTI PASSANTI DIAM. 42
183054001	MANICOTTI PASSANTI DIAM. 54
183076001	MANICOTTI PASSANTI DIAM. 76,1
183088001	MANICOTTI PASSANTI DIAM. 88,9
183108001	MANICOTTI PASSANTI DIAM.108

Tee reduced

192018015	TEE RIDOTTI 18 x15 x 18
192022015	TEE RIDOTTI 22 x15 x 22
192022018	TEE RIDOTTI 22 x18 x 22
192028015	TEE RIDOTTI 28 x15 x 28
192028018	TEE RIDOTTI 28 x18 x 28
192028022	TEE RIDOTTI 28 x22 x 28
192035015	TEE RIDOTTI 35 x15 x 35
192035018	TEE RIDOTTI 35 x18 x 35
192035022	TEE RIDOTTI 35 x22 x 35
192035028	TEE RIDOTTI 35 x28 x 35
192042022	TEE RIDOTTI 42 x22 x 42
192042028	TEE RIDOTTI 42 x28 x 42
192042035	TEE RIDOTTI 42 x35 x 42
192054022	TEE RIDOTTI 54 x22 x 54
192054028	TEE RIDOTTI 54 x28 x 54
192054035	TEE RIDOTTI 54 x35 x 54
192054042	TEE RIDOTTI 54 x42 x 54
192076022	TEE RIDOTTI 76,1x22 x 76,1
192076028	TEE RIDOTTI 76,1x28 x 76,1
192076035	TEE RIDOTTI 76,1x35 x 76,1
192076042	TEE RIDOTTI 76,1x42 x 76,1
192076054	TEE RIDOTTI 76,1x54 x 76,1
192088022	TEE RIDOTTI 88,9x22 x 88,9
192088028	TEE RIDOTTI 88,9x28 x 88,9
192088035	TEE RIDOTTI 88,9x35 x 88,9
192088042	TEE RIDOTTI 88,9x42 x 88,9
192088054	TEE RIDOTTI 88,9x54 x 88,9
192088076	TEE RIDOTTI 88,9x76,1x 88,9
192108022	TEE RIDOTTI 108 x22 x108

Continue Tee reduced

192108028	TEE RIDOTTI 108 x28 x108
192108035	TEE RIDOTTI 108 x35 x108
192108042	TEE RIDOTTI 108 x42 x108
192108054	TEE RIDOTTI 108 x54 x108
192108076	TEE RIDOTTI 108 x76,1x108
183015012	MANICOTTO C/DADO 1/2" X 15
183015002	MANICOTTO C/DADO 3/4 X 15
183018012	MANICOTTO C/DADO 1/2" X 18
183018002	MANICOTTO C/DADO 3/4 X 18
183022012	MANICOTTO C/DADO 3/4" x 22
183022002	MANICOTTO C/DADO 1" X 22
183028012	MANICOTTO C/DADO 1" x 28

Metal Press fittings Stainless steel - InoxPRES®

183015001	MANICOTTI PASSANTI DIAM. 15	183028002	MANICOTTO C/DADO 1"1/4 X 28
183018001	MANICOTTI PASSANTI DIAM. 18	183035012	MANICOTTO C/DADO 1"1/4 x 35
183022001	MANICOTTI PASSANTI DIAM. 22	183035002	MANICOTTO C/DADO 1"1/2 X 35
183028001	MANICOTTI PASSANTI DIAM. 28	183042022	MANICOTTO C/DADO 1"1/2 x 42
		183042012	MANICOTTO C/DADO 1"3/4 X 42
183015003	TAPPI DI CHIUSURA DIAM. 15	183042002	MANICOTTO C/DADO 2" X 42
183018003	TAPPI DI CHIUSURA DIAM. 18	183054022	MANICOTTO C/DADO 2" X 54
183022003	TAPPI DI CHIUSURA DIAM. 22	183054012	MANICOTTO C/DADO 2"3/8 X 54
183028003	TAPPI DI CHIUSURA DIAM. 28	183054002	MANICOTTO C/DADO 2"1/2 X 54
183035003	TAPPI DI CHIUSURA DIAM. 35		
183042003	TAPPI DI CHIUSURA DIAM. 42	185102015	GOMITI C/FLANGIA 90'FF 1/2x15
183054003	TAPPI DI CHIUSURA DIAM. 54	185102018	GOMITI C/FLANGIA 90'FF 1/2x18
183076003	TAPPI DI CHIUSURA DIAM. 76,1	185304022	GOMITI C/FLANGIA 90'FF 3/4x22
183088003	TAPPI DI CHIUSURA DIAM. 88,9	185102115	GOMITI C/FLANGIA 1/2 X 15+DIST
183108003	TAPPI DI CHIUSURA DIAM.108	185102118	GOMITI C/FLANGIA 1/2 X 18+DIST
		185304122	GOMITI C/FLANGIA 3/4 X 22+DIST
189102015TR	Raccordo a tre vie con flangia 15x1/2	185304218	GOMITI C/FLANGIA 90'MF 3/4x18
189102018TR	Raccordo a tre vie con flangia 18x1/2	185102015M	GOMITI C/FLANGIA 90'MF 15x1/2
189102022TR	Raccordo a tre vie con flangia 22x1/2	185102018M	GOMITI C/FLANGIA 90'MF 18x1/2
		185304022M	GOMITI C/FLANGIA 90'MF 22x3/4
184015000	BOCCHETTONI CONICI A PRESS.D15	185102115M	GOMITI C/FLANGIA 90'MF 15x1/2 + DIST.
184018000	BOCCHETTONI CONICI A PRESS.D18	185102118M	GOMITI C/FLANGIA 90'MF 18x1/2 + DIST.
184022000	BOCCHETTONI CONICI A PRESS.D22	185304122M	GOMITI C/FLANGIA 90'MF 22x3/4 + DIST.
184028000	BOCCHETTONI CONICI A PRESS.D28		
184035000	BOCCHETTONI CONICI A PRESS.D35	190102015	MANICOTTI FIL.FEMMINA 1/2X15
184042000	BOCCHETTONI CONICI A PRESS.D42	190304015	MANICOTTI FIL.FEMMINA 3/4X15
184054000	BOCCHETTONI CONICI A PRESS.D54	190102018	MANICOTTI FIL.FEMMINA 1/2X18
184015001	BOCCHETTONI PIANI A PRESS.D.15	190304018	MANICOTTI FIL.FEMMINA 3/4X18
184018001	BOCCHETTONI PIANI A PRESS.D.18	190102022	MANICOTTI FIL.FEMMINA 1/2X22
184022001	BOCCHETTONI PIANI A PRESS.D.22	190304022	MANICOTTI FIL.FEMMINA 3/4X22
184028001	BOCCHETTONI PIANI A PRESS.D.28	190100022	MANICOTTI FIL.FEMMINA 1" X22
184035001	BOCCHETTONI PIANI A PRESS.D.35	190304028	MANICOTTI FIL.FEMMINA 3/4X28
184042001	BOCCHETTONI PIANI A PRESS.D.42	190100028	MANICOTTI FIL.FEMMINA 1" X28
184054001	BOCCHETTONI PIANI A PRESS.D.54	190114028	MANICOTTI FIL.FEMMINA 1"1/4X28
		190100035	MANICOTTI FIL.FEMMINA 1" X35
269102115	MANICOTTI INS.MASCHIO 1/2"x15	190114035	MANICOTTI FIL.FEMMINA 1"1/4X35
269102118	MANICOTTI INS.MASCHIO 1/2"x18	190112035	MANICOTTI FIL.FEMMINA 1"1/2X35
269304118	MANICOTTI INS.MASCHIO 3/4"x18	190114042	MANICOTTI FIL.FEMMINA 1"1/4X42
269102122	MANICOTTI INS.MASCHIO 1/2"x22		
269304122	MANICOTTI INS.MASCHIO 3/4"x22	190112042	MANICOTTI FIL.FEMMINA 1"1/2X42
269304128	MANICOTTI INS.MASCHIO 3/4"x28	190112054	MANICOTTI FIL.FEMMINA 1"1/2X54
269114135	MANICOTTI INS.MASCHIO 1"1/4x35	190200054	MANICOTTI FIL.FEMMINA 2" X54
269102115	MANICOTTI INS.MASCHIO 1/2"x15		
269102118	MANICOTTI INS.MASCHIO 1/2"x18		
184015002	BOCCH.S/PIANA M. 1/2X15 INOX/O	187308015	MANICOTTI FIL.MASCHIO 3/8X15
184018002	BOCCH.S/PIANA M. 1/2X18 INOX/O	187102015	MANICOTTI FIL.MASCHIO 1/2X15
184022122	BOCCH.S/PIANA M 1/2X22 INOX	187304015	MANICOTTI FIL.MASCHIO 3/4X15
184022002	BOCCH.S/PIANA M 3/4X22 INOX/O	187102018	MANICOTTI FIL.MASCHIO 1/2X18
184028342	BOCCH.S/PIANA M 3/4X28 INOX/O	187304018	MANICOTTI FIL.MASCHIO 3/4X18
184028002	BOCCH.S/PIANA M 1"X28 INOX/O	187102022	MANICOTTI FIL.MASCHIO 1/2X22
184035002	BOCCH.S/PIANA M 1"1/4X35INOX/O	187304022	MANICOTTI FIL.MASCHIO 3/4X22
184042002	BOCCH.S/PIANA M 1"1/2X42INOX/O	187100022	MANICOTTI FIL.MASCHIO 1" X22
184054002	BOCCH.S/PIANA M 2"X54 INOX/O	187304028	MANICOTTI FIL.MASCHIO 3/4X28
184015003	BOCCH.S/PIANA F 1/2X15 INOX/O	187100028	MANICOTTI FIL.MASCHIO 1" X28
184018003	BOCCH.S/PIANA F 1/2X18 INOX/O	187114028	MANICOTTI FIL.MASCHIO 1"1/4X28

Metal Press fittings Stainless steel - InoxPRES®

184022123	BOCCH.S/PIANA F 1/2X22 INOX/O	187100035	MANICOTTI FIL.MASCHIO 1" X35
184022003	BOCCH.S/PIANA F 3/4X22 INOX/O	187114035	MANICOTTI FIL.MASCHIO 1"1/4X35
184028343	BOCCH.S/PIANA F 3/4X28 INOX/O	187112035	MANICOTTI FIL.MASCHIO 1"1/2X35
184028003	BOCCH.S/PIANA F 1"X28 INOX/O	187114042	MANICOTTI FIL.MASCHIO 1"1/4X42
184035003	BOCCH.S/PIANA F 1"1/4X35 INOX/O	187112042	MANICOTTI FIL.MASCHIO 1"1/2X42
184042003	BOCCH.S/PIANA F 1"1/2X42INOX/O	187112054	MANICOTTI FIL.MASCHIO 1"1/2X54
184054003	BOCCH.S/PIANA F 2"X54 INOX/O	187200054	MANICOTTI FIL.MASCHIO 2" X54
184015002I	BOCCH.S/PIANA M.1/2X15 INOX/I	187212076	MANICOTTI FIL.MASCHIO 2"1/2X76
184018002I	BOCCH.S/PIANA M.1/2X18 INOX/I	187300088	MANICOTTI FIL.MASCHIO 3" X88
184022002I	BOCCH.S/PIANA M 3/4X22 INOX/I	187400108	MANICOTTI FIL.MASCHIO 4" x108
184028002I	BOCCH.S/PIANA M 1"X28 INOX/I	187308015	MANICOTTI FIL.MASCHIO 3/8X15
184035002I	BOCCH.S/PIANA M 1"1/4X35INOX/I	187102015	MANICOTTI FIL.MASCHIO 1/2X15
184042002I	BOCCH.S/PIANA M 1"1/2X42INOX/I	187304015	MANICOTTI FIL.MASCHIO 3/4X15
184054002I	BOCCH.S/PIANA M 2"X54 INOX/I	187102018	MANICOTTI FIL.MASCHIO 1/2X18
184015003I	BOCCH.S/PIANA F 1/2X15 INOX/I	187304018	MANICOTTI FIL.MASCHIO 3/4X18
184018003I	BOCCH.S/PIANA F 1/2X18 INOX/I	187102022	MANICOTTI FIL.MASCHIO 1/2X22
184022003I	BOCCH.S/PIANA F 3/4X22 INOX/I	187304022	MANICOTTI FIL.MASCHIO 3/4X22
184028003I	BOCCH.S/PIANA F 1"X28 INOX/I	187100022	MANICOTTI FIL.MASCHIO 1" X22
184035003I	BOCCH.S/PIANA F 1"1/4X35 INOX/I	187304028	MANICOTTI FIL.MASCHIO 3/4X28
184042003I	BOCCH.S/PIANA F 1"1/2X42INOX/I	187100028	MANICOTTI FIL.MASCHIO 1" X28
184054003I	BOCCH.S/PIANA F 2"X54 INOX/I	187114028	MANICOTTI FIL.MASCHIO 1"1/4X28
		187100035	MANICOTTI FIL.MASCHIO 1" X35
269102015	MANICOTTI INS.FEMMINA 1/2"x15	187114035	MANICOTTI FIL.MASCHIO 1"1/4X35
269102018	MANICOTTI INS.FEMMINA 1/2"x18	187112035	MANICOTTI FIL.MASCHIO 1"1/2X35
269304018	MANICOTTI INS.FEMMINA 3/4"x18	187114042	MANICOTTI FIL.MASCHIO 1"1/4X42
269102022	MANICOTTI INS.FEMMINA 1/2"x22	187112042	MANICOTTI FIL.MASCHIO 1"1/2X42
269304022	MANICOTTI INS.FEMMINA 3/4"x22	187112054	MANICOTTI FIL.MASCHIO 1"1/2X54
269304028	MANICOTTI INS.FEMMINA 3/4"x28	187200054	MANICOTTI FIL.MASCHIO 2" X54
269102015	MANICOTTI INS.FEMMINA 1/2"x15	187212076	MANICOTTI FIL.MASCHIO 2"1/2X76
269102018	MANICOTTI INS.FEMMINA 1/2"x18	187300088	MANICOTTI FIL.MASCHIO 3" X88
269304018	MANICOTTI INS.FEMMINA 3/4"x18	187400108	MANICOTTI FIL.MASCHIO 4" x108
179015000	S DI SCAVALCAMENTO DIAM. 15	178015316	TUBO x ARIA COMPRESSA D.15-316
179018000	S DI SCAVALCAMENTO DIAM. 18	178018316	TUBO x ARIA COMPRESSA D.18-316
179022000	S DI SCAVALCAMENTO DIAM. 22	178022316	TUBO x ARIA COMPRESSA D.22-316
179028000	S DI SCAVALCAMENTO DIAM. 28	178028316	TUBO x ARIA COMPRESSA D.28-316
179015000	S DI SCAVALCAMENTO DIAM. 15	178015316	TUBO x ARIA COMPRESSA D.15-316
179018000	S DI SCAVALCAMENTO DIAM. 18		
191018015	RIDUZIONE MF 18 X 15	194015900	TUBO RICURVO 90' DIAM. 15
191022015	RIDUZIONE MF 22 X 15	194018900	TUBO RICURVO 90' DIAM. 18
191022018	RIDUZIONE MF 22 X 18	194022900	TUBO RICURVO 90' DIAM. 22
191028015	RIDUZIONE MF 28 X 15	194028900	TUBO RICURVO 90' DIAM. 28
191028018	RIDUZIONE MF 28 X 18	194035900	TUBO RICURVO 90' DIAM. 35
191028022	RIDUZIONE MF 28 X 22	194042900	TUBO RICURVO 90' DIAM. 42
191035015	RIDUZIONE MF 35 X 15	194054900	TUBO RICURVO 90' DIAM. 54
191035018	RIDUZIONE MF 35 X 18	194028600	TUBO RICURVO 60' DIAM. 28
191035022	RIDUZIONE MF 35 X 22	194035600	TUBO RICURVO 60' DIAM. 35
191035028	RIDUZIONE MF 35 X 28	194042600	TUBO RICURVO 60' DIAM. 42
191042015	RIDUZIONE MF 42 X 15	194054600	TUBO RICURVO 60' DIAM. 54
191042018	RIDUZIONE MF 42 X 18	194028300	TUBO RICURVO 30' DIAM. 28
191042022	RIDUZIONE MF 42 X 22	194035300	TUBO RICURVO 30' DIAM. 35
191042028	RIDUZIONE MF 42 X 28	194042300	TUBO RICURVO 30' DIAM. 42
191042035	RIDUZIONE MF 42 X 35	194054300	TUBO RICURVO 30' DIAM. 54
191054015	RIDUZIONE MF 54 X 15	194028150	TUBO RICURVO 15' DIAM. 28
191054018	RIDUZIONE MF 54 X 18	194035150	TUBO RICURVO 15' DIAM. 35
191054022	RIDUZIONE MF 54 X 22	194042150	TUBO RICURVO 15' DIAM. 42
191054028	RIDUZIONE MF 54 X 28	194054150	TUBO RICURVO 15' DIAM. 54
191054035	RIDUZIONE MF 54 X 35	193015000	FLANGIA C/MANICOTTO DIAM. 15
191054042	RIDUZIONE MF 54 X 42	193018000	FLANGIA C/MANICOTTO DIAM. 18

Metal Press fittings Stainless steel - InoxPRES®

191076042	RIDUZIONE MF 76,1 X 42	193022000	FLANGIA C/MANICOTTO DIAM. 22
191076054	RIDUZIONE MF 76,1 X 54	193028000	FLANGIA C/MANICOTTO DIAM. 28
191088054	RIDUZIONE MF 88,9 X 54	193035000	FLANGIA C/MANICOTTO DIAM. 35
191088076	RIDUZIONE MF 88,9 X 76,1	193042000	FLANGIA C/MANICOTTO DIAM. 42
191108054	RIDUZIONE MF 108 X 54	193054000	FLANGIA C/MANICOTTO DIAM. 54
191108076	RIDUZIONE MF 108 X 76,1	193076000	FLANGIA C/MANICOTTO DIAM. 76,1
191108088	RIDUZIONE MF 108 X 88,9	193088000	FLANGIA C/MANICOTTO DIAM. 88,9
		193108000	FLANGIA C/MANICOTTO DIAM.108
193054001	INOXPRES FLANGE SCORREVOLI DN 50-54	193015000	FLANGIA C/MANICOTTO DIAM. 15
193076001	INOXPRES FLANGE SCORREVOLI DN 65-76,1	193018000	FLANGIA C/MANICOTTO DIAM. 18
193088001	INOXPRES FLANGE SCORREVOLI DN 80-88,9		
193108001	INOXPRES FLANGE SCORREVOLI DN100-108	195015002	VALVOLA 2 PC INOXPRES D 15
195015000	RUBINETTO INCASSO C/ROS.CR-D15	195018002	VALVOLA 2 PC INOXPRES D 18
195018000	RUBINETTO INCASSO C/ROS.CR-D18	195022002	VALVOLA 2 PC INOXPRES D 22
195022000	RUBINETTO INCASSO C/ROS.CR-D22	195028002	VALVOLA 2 PC INOXPRES D 28
195015001	RUBINETTO EST.C/MANIGLIA D.15	195015003	VALVOLA 3 PC INOXPRES D 15
		195018003	VALVOLA 3 PC INOXPRES D 18
		195022003	VALVOLA 3 PC INOXPRES D 22
199015000	COMPENSATORI DILATAZIONE D. 15	195028003	VALVOLA 3 PC INOXPRES D 28
199018000	COMPENSATORI DILATAZIONE D. 18	195035003	VALVOLA 3 PC INOXPRES D 35
199022000	COMPENSATORI DILATAZIONE D. 22	195042003	VALVOLA 3 PC INOXPRES D 42
199028000	COMPENSATORI DILATAZIONE D. 28		
199035000	COMPENSATORI DILATAZIONE D. 35		
199042000	COMPENSATORI DILATAZIONE D. 42		
199054000	COMPENSATORI DILATAZIONE D. 54		
199015001	TUBO FLESSIBILE AD OMEGA D. 15		
199018001	TUBO FLESSIBILE AD OMEGA D. 18	195054003	VALVOLA 3 PC INOXPRES D 54
199022001	TUBO FLESSIBILE AD OMEGA D. 22	195076003	VALVOLA 3 PC INOXPRES D 76
199028001	TUBO FLESSIBILE AD OMEGA D. 28	195088003	VALVOLA 3 PC INOXPRES D 88
199035001	TUBO FLESSIBILE AD OMEGA D. 35		
199042001	TUBO FLESSIBILE AD OMEGA D. 42	116015300	TUBO INOX 316L 15x1 x6000 RIC
199054001	TUBO FLESSIBILE AD OMEGA D. 54	116018300	TUBO INOX 316L 18x1 x6000 RIC
199015002	TUBO FLESSIBILE RETTILINEO PN10 DN 15	116022300	TUBO INOX 316L 22x1,2x6000 RIC
199018002	TUBO FLESSIBILE RETTILINEO PN10 DN 18	116028300	TUBO INOX 316L 28x1,2x6000 RIC
199022002	TUBO FLESSIBILE RETTILINEO PN10 DN 22	116035300	TUBO INOX 316L 35x1,5x6000 RIC
199028002	TUBO FLESSIBILE RETTILINEO PN10 DN 28	116042300	TUBO INOX 316L 42x1,5x6000 RIC
199035002	TUBO FLESSIBILE RETTILINEO PN10 DN 35	116054300	TUBO INOX 316L 54x1,5x6000 RIC
199042002	TUBO FLESSIBILE RETTILINEO PN10 DN 42	116076300	TUBO INOX 316L 76,1x2x6000 RIC
199054002	TUBO FLESSIBILE RETTILINEO PN10 DN 54	116088300	TUBO INOX 316L 88,9x2x6000 RIC
		116108300	TUBO INOX 316L 108x2 x6000 RIC

Metal Press fittings Stainless steel - InoxPRES®

Fitness for contact with drinking water





This product is approved on the basis of the requirements for hygienic aspects set in the "Regeling materialen en chemicaliën drink- en warm tapwatervoorziening" ("Materials and chemicals in the supply of drinking water and warm tap water Regulation" dated 01-07-2017; published in the Government Gazette).

These hygienic aspects are based on two main criteria. The product shall permanently comply with:

- The product recipe approved during the assessment procedure. This recipe is not to be changed without prior approval by Kiwa according to the Kiwa approval procedure for the hygienic aspects;
- Specific product requirements for the hygienic aspects.

The recipe and specific product requirements are laid down in the for confidentiality reasons undisclosed 'appendix hygienic aspects' to this certificate.


MARKING

The Kiwa®-mark products are marked with the word mark "KIWA"  or, on very small fittings only, the abbreviated word mark  or  or .

The fittings shall be provided with at least the following marks:

- manufacturer's name, trade name; product name or logo;
- nominal diameter .

The marking can also be applied on the package. The smallest packaging unit of the fittings (maximum of 20 pieces per package) must be provided with at least the following information:

- the word mark "KIWA" together with  ;
- manufacturer's name or trade name;
- nominal diameter;

The package shall be completely sealed and protect against the penetration of moisture.

Method of marking:

- non-erasable;
- visible after assemble

APPLICATION AND USE

The products are suitable for use as restrained connectors and fittings in potable water installations with a maximum nominal pressure of 1000 kPa and a maximum temperature of 90°C.

The connections can be made with stainless steel tubes according KIWA evaluation guideline BRL K762.

The press fittings are not allowed to be welded, soldered or brazed. Only to be tightened with compression tools as recommended by the manufacturer (Klauke clamp profile "KSP3" or Novopress clamp profile "M")

RECOMMENDATIONS FOR CUSTOMERS

Check at the time of delivery whether:

- the supplier has delivered in accordance with the agreement;
- the mark and the marking method are correct;
- the products show no visible defects as a result of transport etc.

If you should reject a product on the basis of the above, please contact:

- Raccorderie Metalliche S.p.A.

and, if necessary,

- Kiwa Nederland B.V.

Consult the supplier's processing guidelines for the proper storage and transport methods.